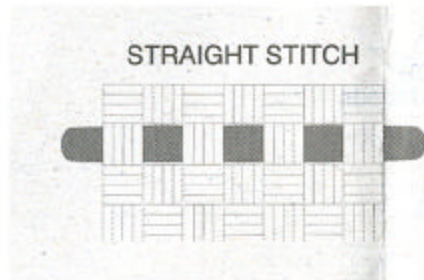
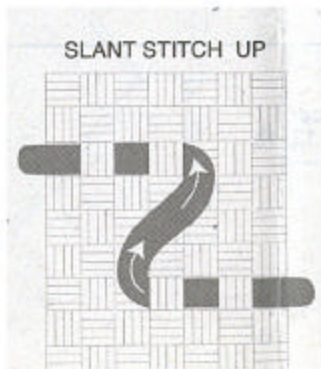


# WEAVING STITCHES



**Straight Stitch - Stitch UNDER a block of Vertical threads and OVER a block of Horizontal threads**



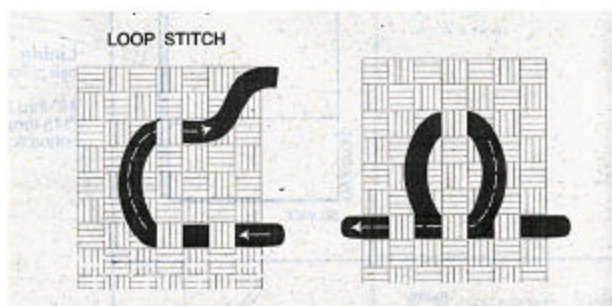
**Slant Stitch Up- Bring the yarn out of the block of Vertical threads shown in the pattern, then go up to the row indicated and under the first vertical block to continue the pattern**

**(Under Two, Up Four, Under Two)**

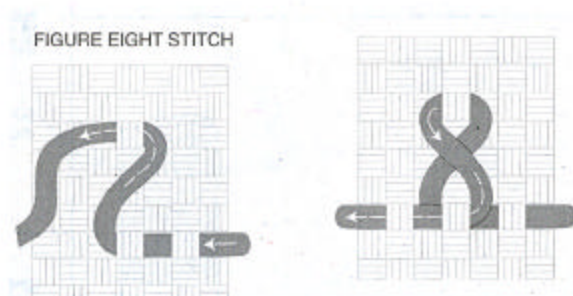


**Slant Stitch Down - This stitch is the same as the Slant Stitch Up, but worked in the OPPOSITE direction. Bring the yarn out of the block of Vertical threads shown in the pattern, then go down to the row indicated and under the first vertical block to complete the pattern.**

**(Under Two, Down Four, Under Two)**



**Loop Stitch - Bring yarn under a Vertical block, then up to the Vertical block indicated on the chart.**



**Figure Eight Stitch - Bring yarn under a Vertical block, then up to the Vertical block indicated on the chart. Go Under that block, from right to left, then go under the first block from right to left.**